



OPERATING INSTRUCTIONS

Smart USB Powered Battery Charger



MODEL: B1527

thank you

Thank you for the purchase of this quality **LLOYTRON** product. Used carefully and in accordance with the instructions enclosed, it should give you trouble free service over a long period of time. Please keep these instructions for future reference.

FEATURES

- 1 hour fast charge
- Charges NiMH AA/AAA rechargeable batteries
- Intelligent microprocessor with LCD display indicators for charging, fully charged, defective and wrong battery type
- Requires any USB charging port over 1000mAh
- Automatic short circuit, reverse polarity and over charge protection
- Charges 1 - 4 batteries (Batteries not included)
- Micro USB charging cable included

IMPORTANT SAFEGUARDS AND PRECAUTIONS

SAVE THESE INSTRUCTIONS

Please read this manual thoroughly before first use and keep it in a safe place for future reference.

The safety precautions enclosed herein reduce the risk of fire, electric shock and injury when correctly adhered to.

- Indoor use only
- Before use, always check the input voltage is correct.
- Keep away from hot surfaces, such as gas or electric hobs and ovens etc
- This appliance is not intended to be operated by means of an external timer or separate remote control.
- Always unplug when not in use.
- To prevent against the risk of electric shock, do not submerge and part of this appliance.
- If the USB supply cord is damaged, do not use. Check before each use!
- If the USB supply cord is damaged, it can be replaced by any standard Micro USB cable
- Always observe correct polarity for batteries.

DO NOT

- Do not use outside or in damp conditions
- Do not use with any other chemistry type other than NiMH rechargeable
- Do not use for any purposes than the intended use
- Do not use if the charger is damaged
- Do not use if the batteries are leaking and stop immediately if the batteries begin to leak
- Do not charge a leaking or corroded battery
- Do not charge Alkaline, Carbon Zinc or Heavy Duty batteries
- Do not short circuit the terminals
- Do not leave unattended



- This appliance can be used by children aged from 8 years and above and persons with reduced physical, sensory or mental capabilities or lack of experience and knowledge if they have been given supervision or instruction concerning use of the appliance in a safe way and understand the hazards involved.
- Children shall not play with this appliance.
- Cleaning and user maintenance shall not be made by children without supervision.
- Instruct the child not to charge non-rechargeable batteries because of danger of eruption.
- Examine the battery charger regularly for damage, especially the cord, plug and enclosure. If the battery charger is damaged, it must not be used until it has been repaired.



SPECIFICATIONS

Input Voltage: 5v DC 1000mA

 **WARNING**

For NiMH Rechargeable Batteries Only!

Charging Rates

- AA (Ni-MH Rechargeable) – 1.2v DC /1800mA (x 1pc), 900mA (x 2pcs), 450mA (x 3pcs), 450mA (x 4pcs)
- AAA - (Ni-MH Rechargeable) - 1.2v DC /900mA (x 1pc), 450mA (x 2pcs), 225mA (x 3pcs), 225mA (x 4pcs)

GUIDE TO CHARGING TIMES

To calculate the charging times, use the following formula:

Charging Time = Battery Capacity / Charging Rate

Example:

Approximate Charging Times*

AA 1600mAh	1.5hrs
AA 2100mAh	2hrs
AAA 800mAh	1hr

*Depending on Battery Capacity in mAh




HOW TO USE

- This charger will charge 1, 2, 3 or 4 'AA' or 'AAA' NiMH rechargeable batteries at a time.


⊘ DO NOT

- DO NOT USE ALKALINE, ZINC CARBON or HEAVY DUTY BATTERIES.


- Always observe correct polarity when inserting batteries
- When using Alkaline batteries, the Battery Symbol on the LCD display will Flash to indicate that the battery is charging.
- The LCD Display will also state 'CHG' to indicate that the battery is charging.



- The Battery symbol will become static and the backlighting on the LCD Display will extinguish to indicate that the battery is fully charged.



- If there is an error, such as incorrect battery type, a defective battery or a short circuit, the LCD Display will state 'ERROR'.



Note: It is extremely important that you do not attempt to charge alkaline, carbon zinc batteries, as this could cause damage to the product and/or personal injury. If carbon zinc batteries are used, the LCD screen will still display 'CHG', but they will not charge and may leak or explode.



WEEE/ENVIROMENTAL PROTECTION



■ DISPOSAL OF ELECTRICAL AND ELECTRONIC EQUIPMENT

Do not dispose of this product with household waste. For the proper treatment, recovery and recycling please take this product to the appropriate waste collection point. If you are unsure where this may be, please contact your local authority. Improper disposal may be harmful to the environment.





LLOYTRON® CUSTOMER SERVICES

If you have any queries about this product then please contact Lloytron Customer Services online at:



www.lloytronhelpdesk.com

To find out more about Lloytron products, visit www.lloytron.com

WARRANTY

An additional manufacturer's warranty is not provided with this product. If the product develops a manufacturing fault in any way, then under Statutory Rights you must stop use and return it to the retailer in which it was purchased.



Distributed by Lloytron Plc, Laltex House, Leigh, England WN7 3XH