



## OPERATING INSTRUCTIONS

# Manhattan LED Flexi-Neck Reading Lamp



MODEL: L5512

# thank you

Thank you for the purchase of this quality **LLOYTRON** product. Used carefully and in accordance with the instructions enclosed, it should give you trouble free service over a long period of time. Please keep these instructions for future reference.

## FEATURES

New 3500k high performance LED technology is scientifically designed for eye relaxation and provides the perfect reading ambience, especially for small print. This new Reading Lamp will help to reduce eye strain and yet provide ample illumination from a very low consumption of energy, allowing for a longer relaxing time to read your favourite books and without any worry of expensive electricity bills.

- 7w LED (480lm approx.)
- Colour Temperature: 3500K
- Long Life Energy Saving LED's
- Chrome Flexi-Neck
- Integral On/Off Switch
- Max. Height: 152cm (approx.)
- AC Adaptor Included



## IMPORTANT SAFEGUARDS AND PRECAUTIONS



### SAVE THESE INSTRUCTIONS

- Read all instructions carefully and keep for future reference.
- For Household Use only. Not intended for commercial use.
- Only for use indoors. Do not use outside or in damp / wet conditions or in bathrooms.
- Before plugging into mains socket, check whether supply line voltage and current rating are in compliance with the rated electrical parameters shown on the rating label.
- Do not use for any purposes other than the appliances intended use.
- This Lamp is not intended to be operated by means of an external timer or separate remote control system.
- To prevent damage to the mains cord, do not let it pass over sharp corners, edges or hot surfaces.
- If the supply cable is damaged, it must be replaced by the manufacturer or a similarly qualified person in order to avoid a hazard.
- Do not use this Lamp if damaged.
- Always unplug when not in use.

- To prevent against the risk of electric shock, Do not submerge any part of the appliance in water.
- This lamp should only be used on a flat surface.
- This lamp is not intended for use by persons with reduced physical, sensory or mental capabilities, or lack of experience and knowledge, unless they have been given supervision or instruction concerning use of the appliance, by a person responsible for their safety.
- Children should be supervised to ensure they do not play with this Lamp.
- Cleaning and user maintenance shall not be made by children.
- This lamp uses a non-replaceable low energy LED bulb.
- Do not use any other transformer or mains adaptor to power this lamp.
- Do not dismantle. There are no serviceable parts.
- Always use a soft cloth or facial tissue to clean the lens.
- If the AC/DC adaptor of this luminaire is damaged, it should be replaced by the manufacturer or a similarly qualified person in order to avoid hazard.
- Do not point the LED beam directly at eyes.

### MINIMUM DISTANCES – LAMP TO OTHER SURFACES

The minimum distance from any object when illuminated should be as stated in FIG 2 below:




FIG 2

### PAT TEST WARNING!

This lamp contains an ultra low voltage complex circuitry and therefore should not be exposed to very high test voltages such as PAT testing, as this could reduce the life of the product.

## PARTS DESCRIPTION



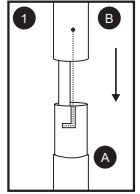
**A** - Base & Lower Stand  
**B** - Upper Stand &  
 Chrome Flexi-Neck

**C** - LED Lamp Head  
**D** - Integral On/Off Switch

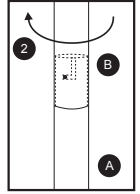
**E** - AC Adaptor  
 Connector (Female)  
**F** - AC Mains Adaptor

## ASSEMBLY

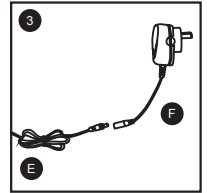
- 1 Attach** Part **A** to Part **B** at the join in the stand. Be sure to **align** the small indent at the Connection of Part **B** to the indented channel on the connection of Part **A**.



- 2** Once the stand is upright, **twist** Part **B** slightly clockwise to click it securely into place.



- 3 Connect** Parts **E** & **F** together and **insert** the mains plug on Part **F** into a mains socket.  
**Note:** Take care that the stand doesn't disconnect when lifting the lamp. If it does, simply fit it back together before putting the lamp down.



## OPERATION

- 1 Adjust** the flexi-neck to the required position. Take care not to strain the neck with too much force, as this could cause damage to the lamp.
- 2** Be sure that the AC adaptor is plugged into the unit and **operate** the lamp using the integral On/Off switch.

## SPECIFICATIONS

- Wattage: 7w Maximum
- Lumens: 480 lm approx.
- Bulb: ENERGY SAVING LED (cannot be replaced)

## LOW VOLTAGE POWER ADAPTOR

This product is supplied with a low voltage power adaptor. To avoid damaging the product do not use any other adaptor other than that supplied.

Adaptor Specification:

Input Voltage: 220-240v ~ 50/60Hz

Output Voltage: 18v DC 0.5A

## WEEE/ENVIRONMENTAL PROTECTION



### Disposal of Electrical and Electronic Equipment

Do not dispose of this product with household waste. For the proper treatment, recovery and recycling please take this product to the appropriate waste collection point. If you are unsure where this may be, please contact your local authority. Improper disposal may be harmful to the environment.



## LLOYTRON® CUSTOMER SERVICES

If you have any queries about this product, there are three ways to contact our customer service department:

**call: 08454 81 8808**

**email: [customerservice@lloytron.com](mailto:customerservice@lloytron.com)**

**web: [www.lloytronhelpdesk.com](http://www.lloytronhelpdesk.com)**

To find more details on a wide range of Lloytron products please visit our website at **[www.lloytron.com](http://www.lloytron.com)**  
Lloytron plc, Laltex House, Leigh Commerce Park, Greenfold Way, Leigh, Lancashire, WN7 3XH. England, U.K

